

USER GUIDE FOR ONLINE REGISTRATION PROCESS FOR UG ADMISSIONS 2026-27

Step1: Visit www.bhavansvc.ac.in Click on admission link

Step 2: Register yourself by clicking on Go to SignUp

The screenshot shows the online registration page for Bhavan's Vivekananda College of Science, Humanities and Commerce. The page has a dark blue header with the college's name and logo. Below the header, there is a large section titled 'ONLINE REGISTRATION' with the text 'NOW OPEN FOR REGISTRATION'. To the right of this section is a registration form with fields for 'UserName*', 'Password*', 'Confirm Password*', 'Mobile Number*', and 'Email id'. Below the form is a button labeled 'SIGN UP' which is highlighted with an orange arrow pointing to it, and the text 'Click here' is written next to the arrow. There is also a 'LOGIN' button. A 'NOTICE' section on the left provides important dates for online registration and application for various courses like BBA, BSC MSCB, and BSC MSCB.

Step3

After registration you will receive a user name and password to your registered mobile number. Sign in using the generated user name and password and click on login

The screenshot shows the login section of the online registration page. It features a 'LOGIN' button highlighted with an orange arrow pointing to it, and the text 'Click here' is written next to the arrow. The login form has fields for 'Student' (with 'mahendra' entered) and 'Institution'. Below the form is a 'Forgot password?' link and a 'SIGN UP' button.

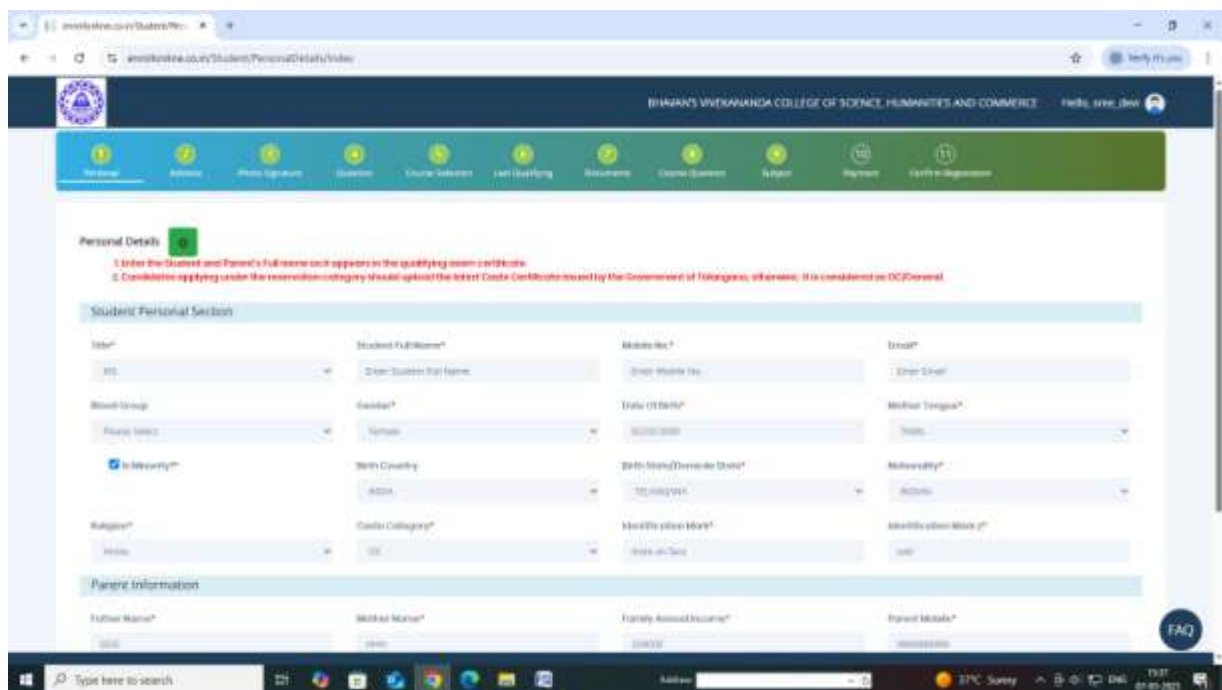
Step4:

Read the Program Eligibility Rules and Information



Step5:

a) Fill in the personal details



b) Fill in the address

The screenshot shows a web browser window with the URL www.bvvn.ac.in/Student/AddressDetails/index. The page title is "Address Details". The navigation bar includes: Personal, Address, Photo Signature, Question, Course Selection, Last Downloading, Document, Class Question, Report, Payment, and Student Registration. The "Address Details" section is active, indicated by a green checkmark. It contains two main sections: "Residence / Permanent Address" and "Correspondence / Local Address".

Residence / Permanent Address

Residence House Number*	Residence Block/Wing*	Residence Country*	Residence State*
34	2nd	India	
Residence District*	Residence PIN Code*		
ANDHRA PRADESH	500000		

Correspondence / Local Address

Same as Permanent Address

Corresponding House Number*	Corresponding Block/Wing*	Corresponding Country*	Corresponding State*
34	2nd	India	
Corresponding District*	Corresponding PIN Code*		
ANDHRA PRADESH	500000		

At the bottom right, there is a "Save & Print" button and an "FAQ" link.

c) Upload the photo and signature (Photo size Max 500 kb and signature 300 kb)

The screenshot shows a web browser window with the URL www.bvvn.ac.in/Student/PhotoSignatureDetails/index. The page title is "Photo and Signature Details". The navigation bar is the same as in the previous screenshot. The "Photo and Signature Details" section is active, indicated by a green checkmark. A red warning message reads: "Make surely upload latest passport size color photograph only".

Photo and Signature Details

Photo*

Upload Photo

Please Select Valid Image File (e.g., JPEG, PNG) Max size 500 kb

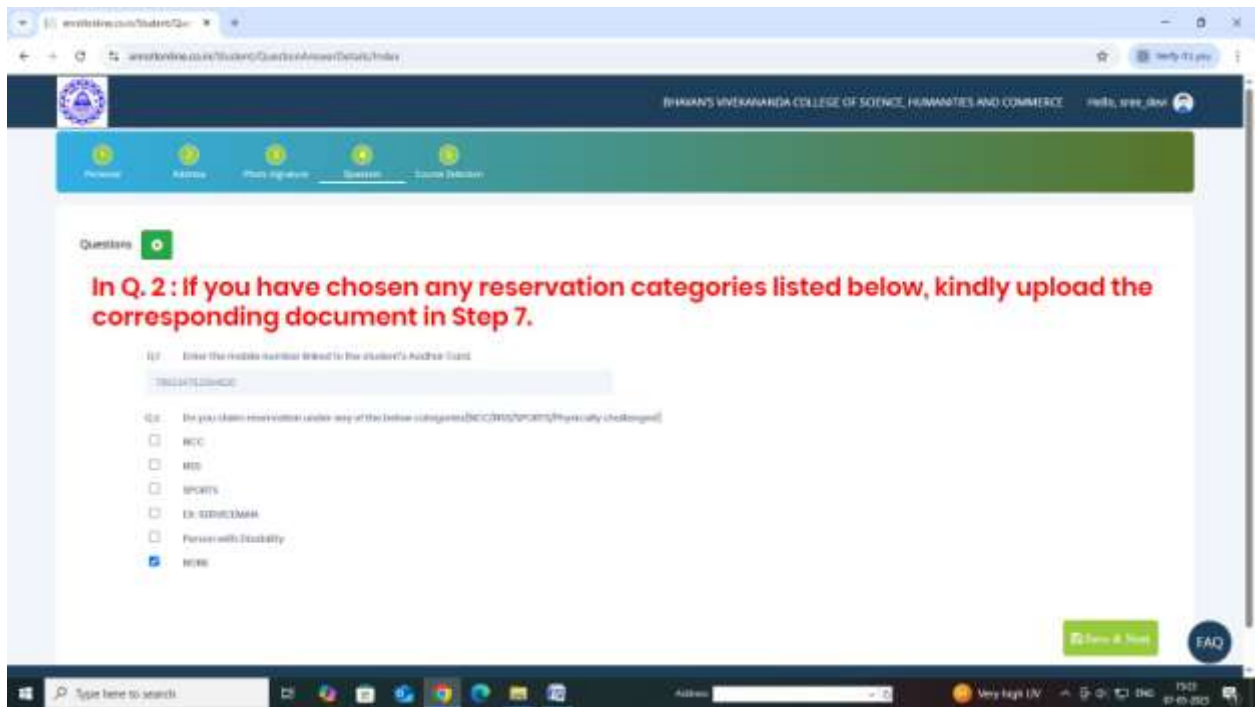
Signature*

Upload Sign

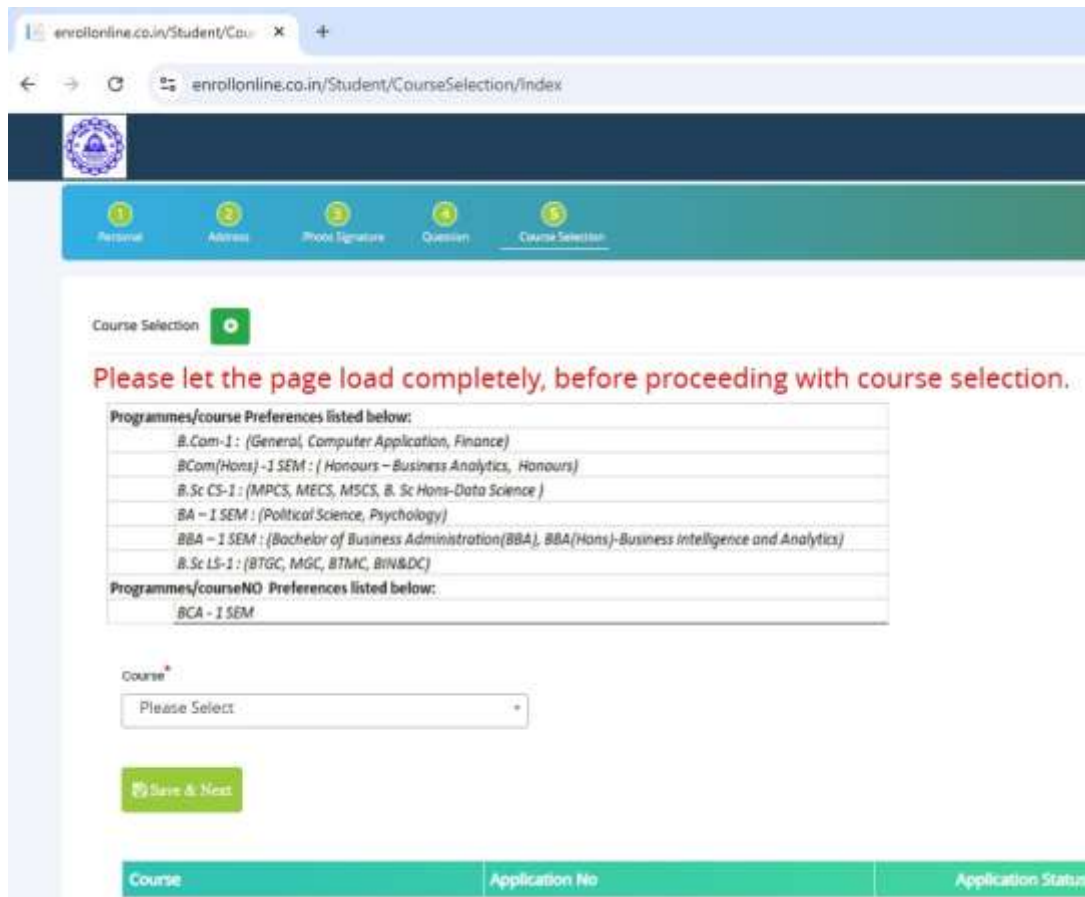
Please Select Valid Image File (e.g., JPEG, PNG) Max size 300 kb

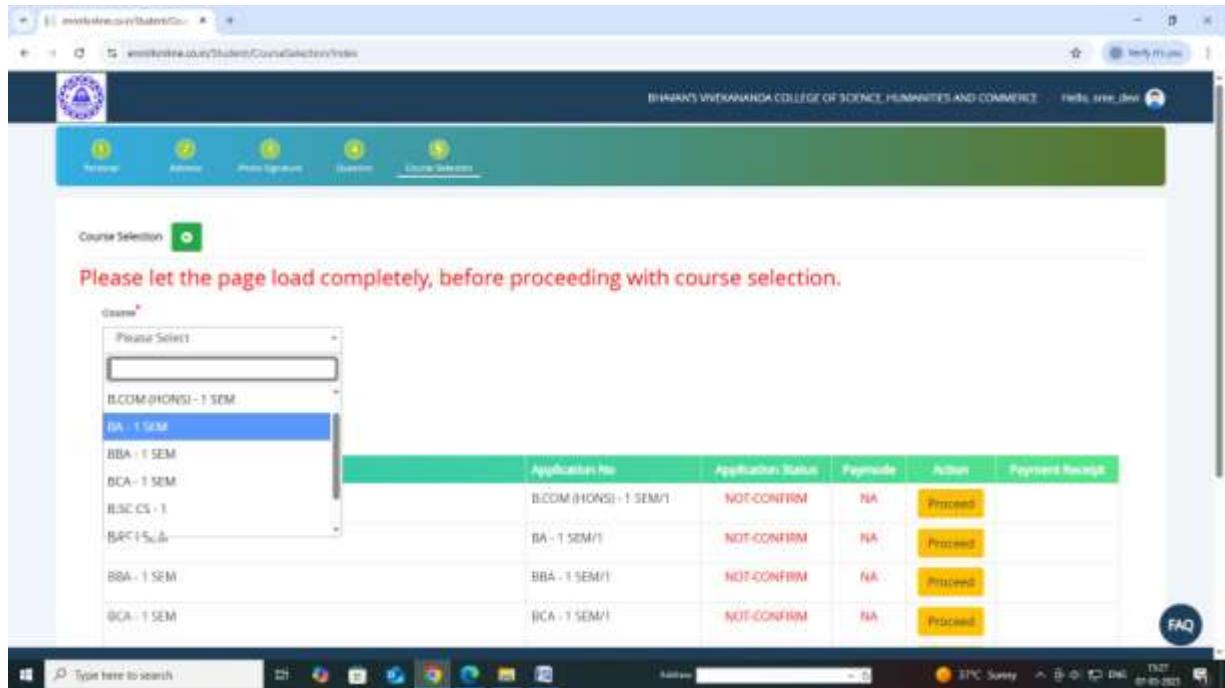
At the bottom right, there is a "Save & Print" button and an "FAQ" link.

d) Fill up the details

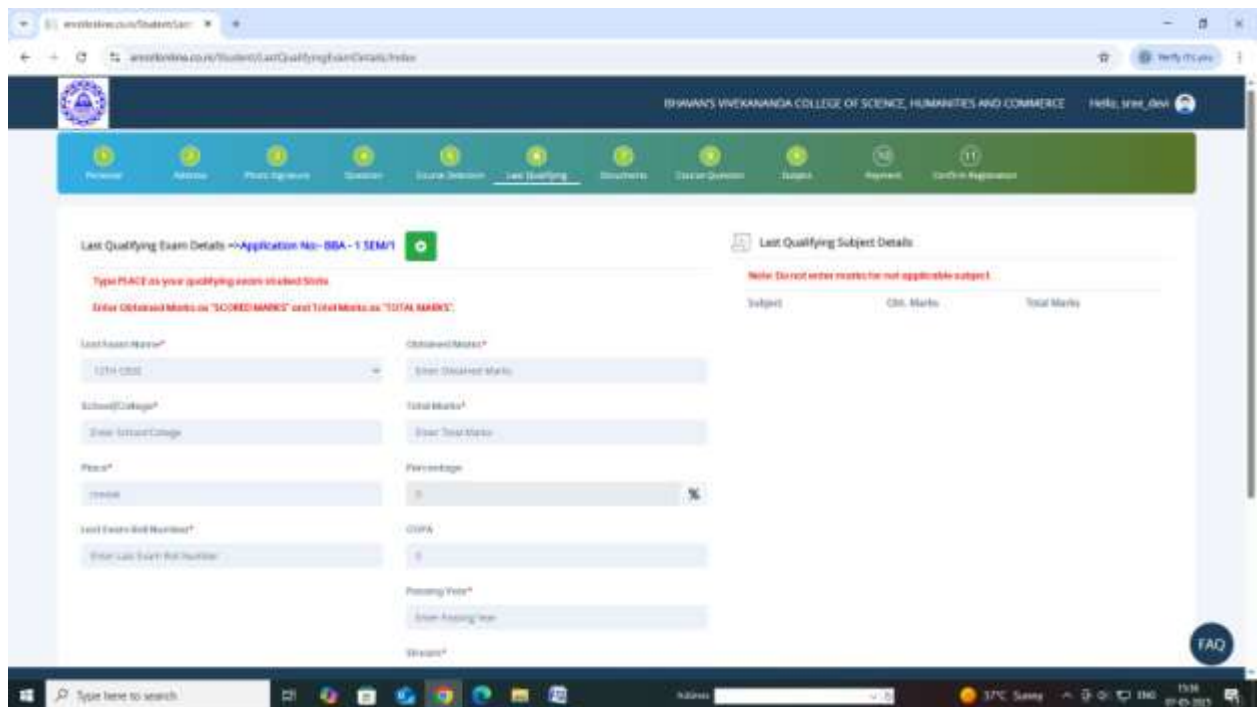


e) Select the Program





f) Fill in the Last Qualifying Examination Details



g) Upload the relevant scanned documents

www.bba.uoi.ac.in/Students/DocumentDetails/index

BHUVAN'S VEENAKHEDA COLLEGE OF SCIENCE, HUMANITIES AND COMMERCE

Home, Profile, Photo Upload, Location, Course Selection, Fee Billing, Documents, Course Section, Assign, Progress, Profile Management

Upload Document -> Application No- BBA - 1 SEM1

1. Upload clear and correct documents with required specifications, otherwise they will not be processed.
2. Candidates applying under reservation category should upload valid caste certificates issued by Government of Telangana, otherwise it is considered as General.

Name of Document: Phone No. Upload Document: [Browse]

* Please select valid image file (e.g. JPG, JPEG, GIF, PNG, PCX)
* Maximum size 200 kb

+ Add

Document List

Document Name	Download	Delete
MARKSHEET OF 1ST SEM BBA SEMESTER	[Download]	[Delete]
10TH CLASS CERTIFICATE	[Download]	[Delete]
ANNUAL CARD	[Download]	[Delete]

Save & Post

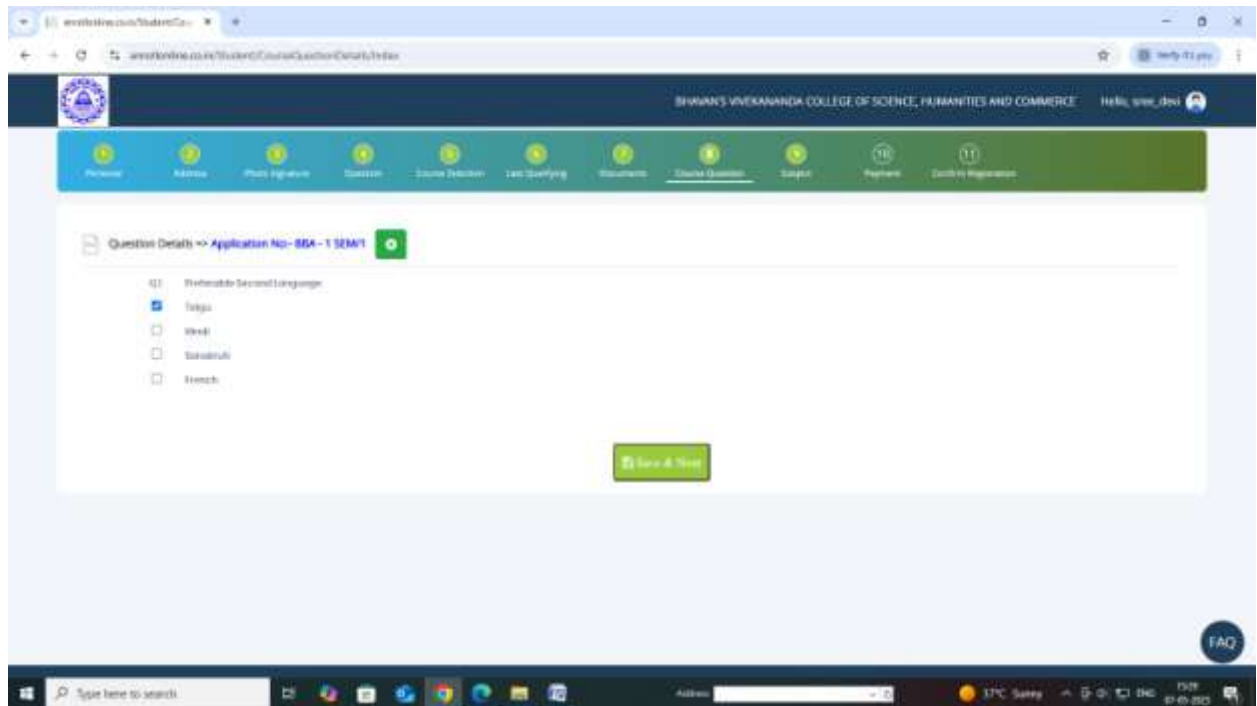
FAQ

Type here to search

37°C Sunny 09:45:02

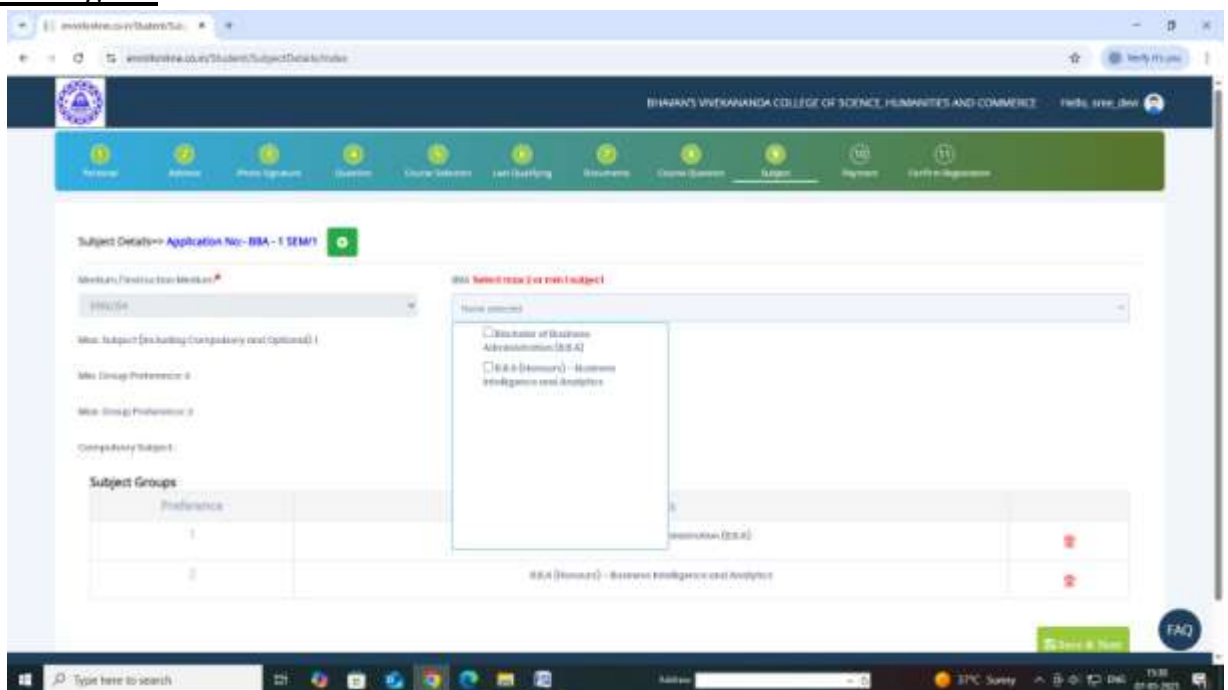
h) Select Second language

NOTE: Few Programs did not have Second Language.



i) Select the “Program preferences” at SUBJECT screen in the order.

Ex: BBA Program



j) Pay the registration fee of Rs. 800



k) Confirm the registration and take a printout of the registration form.

Press CONFIRM button